

Workshops

We have workshops based around area of radiation, the natural environment and renewable energy. Please check our website for more information.




Children observing tracks of radiation

Floor Plan



- ① Environmental Creation Theater
- ② Exhibition room
- ③ Conference room
- ④ Hall
- ⑤ Multi-purpose lounge
- ⑥ Souvenir shop
- ⑦ Study room A
- ⑧ Study room B
- ⑨ Seminar room A
- ⑩ Seminar room B
- ⑪ VIP room
- ⑫ Multipurpose room
- ⑬ Kids room
- ⑭ Observation terrace
- ⑮ Japanese room
- ⑯ Nursing room


Rooms for rental



③ Conference room ④ Hall (194seats) ⑫ Multipurpose room

For more details, please check our website.

Free-of-charge facilities



⑬ Kids room ⑭ Observation terrace ⑮ Japanese room ⑯ Nursing room

Information

【Open】

9:00 am to 5:00 pm

【Closed】

Mondays

(next business day in case that the Monday is a holiday)

Year-end to New-year (December 29th to January 3rd)

Access

【Car】

Exit Ban-etsu expressway at Funehiki Miharu Interchange, 5 minutes drive to our facility.

【Train】

12 minutes by taxi from Miharu station.



【Bus】

A free Bus is available from Miharu Station.

To Communitan Fukushima		To Miharu Station	
Miharu Station	Communitan Fukushima	Communitan Fukushima	Miharu Station
10:20	→	10:33	→ *
12:08	→	12:21	→ *
13:40	→ *	14:09	→
15:13	→ *	15:42	→

* Stops at Miharu-no-Sato, Sakura-Yugakusha
* Get off at Sakura-Yugakusha for Fukushima GAINAX

Contact

Centre for Environmental Creation
Communication building, Communitan Fukushima
〒963-7700

10-2 Fukasaku, Miharu-machi, Tamura-gun,

Fukushima

TEL : 0247-61-5721 FAX : 0247-61-5727

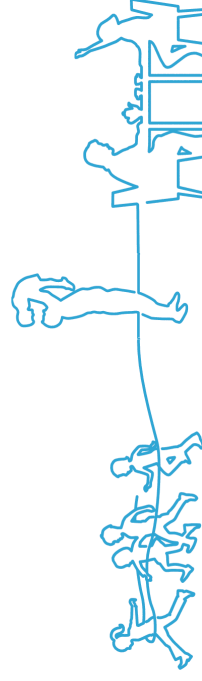

<http://www.com-fukushima.jp>



Free entry

コミュニティ福島

Centre for Environmental Creation
Communication Building
Communitan Fukushima



For the Environmental Recovery and Creation of Fukushima

Children and people in Fukushima can talk and think about the future of Fukushima here in "Commutan Fukushima."

4 Environmental Creation Lab

Activities have already launched for the realization of "a new Fukushima free from nuclear power". Let's discover "what you can do" and "what we can do" for environmental creation.

Explore! Fukushima Environmental Creation Town



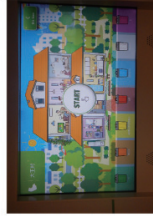
Potentials of Renewable Energy



What We Can Do Toward a Recycling Society




Natural Environment of Fukushima and US




5 Environmental Creation Theater

Fukushima is moving into a new stage. This is a good opportunity to think about creating the future environment of Fukushima by reviewing what you've learned at the radiation lab and the environmental creation lab.



5 Environmental Creation Theater



2 Environment of Fukushima Now

4 Environmental Creation Lab


1 Fukushima since March 11 2011

Fukushima since March 11 2011


2 Environment of Fukushima Now

A strong quake and a huge tsunami struck Fukushima. Then there was the struggle with the nuclear disaster. Here you can look back on those records and memories.

Fukushima since March 11, 2011 Theater



Timeline since March 11, 2011, 14:46 p.m.



Fukushima Daiichi Nuclear Power Station after the Accident



Looking back Fukushima from the newspaper coverage




3-11 Clock



Environmental "Recovery" Now



Environmental "Creation" Now



Messages from Children



3 Radiation Lab

A lot of information concerning "invisible" radiation flowed out after the Fukushima Daiichi nuclear disaster. This lab will give you useful information on radiation, which will help you understand how it works.

Learning Lab

Let's start with Learning



Measuring Lab

What You Can Tell from Numeric Data



Care Lab

Protect Yourself




Decontamination Lab

Remove and Recover



Exploring Lab

Take a Closer Look



Fukushima is working on Environmental "Recovery" and "Creation" for recovery and revival from the nuclear disaster and for building our future. These displays will show you the current Fukushima.